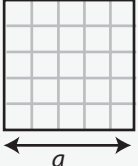
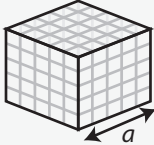
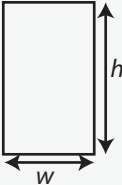
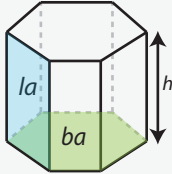
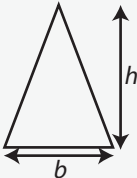
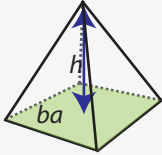
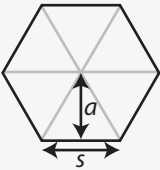
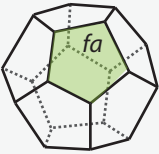
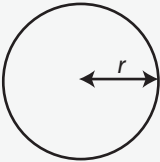

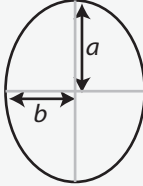
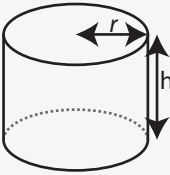


Two-dimensional plane shapes	Area <i>The measure of how many squares will fit into a shape.</i> Units²	Three-dimensional solid shapes	Surface Area <i>The measure of the area of all outward facing sides.</i> Units²	Volume <i>The measure of how many cubes will fit into a shape.</i> Units³
Square 	Area = a^2 or $a \times a$ Example: $a = 5\text{cm}$ Area = $5^2 = 25\text{cm}^2$	Cube 	Surface Area = $6 \times a^2$ Example: $a = 5\text{cm}$ Surface Area = 150cm^2	Volume = a^3 or $a \times a \times a$ Example: $a = 5\text{cm}$ Volume = 125cm^3
Rectangle 	Area = $w \times h$ Example: $w = \text{width} = 10\text{cm}$ $h = \text{height} = 20\text{cm}$ Area = $10 \times 20 = 200\text{cm}^2$	Prism 	Surface Area = $2 \times ba + la$ Example: $ba = \text{base area} = 20\text{cm}^2$ $la = \text{lateral area (all sides)} = 60\text{cm}^2$ Surface area = $2 \times 20 + 60 = 100\text{cm}^2$	Volume = $ba \times h$ Example: $ba = \text{base area} = 20\text{cm}^2$ $h = \text{height} = 5\text{cm}$ Volume = $20 \times 5 = 100\text{cm}^3$
Triangle 	Area = $b \times h \times 0.5$ Example: $b = \text{base} = 20\text{cm}$ $h = \text{vertical height} = 15\text{cm}$ Area = $20 \times 15 \times 0.5 = 150\text{cm}^2$	Pyramid 	Surface Area = $ba + la$ Example: $ba = \text{base area} = 16\text{cm}^2$ $la = \text{lateral area (all sides)} = 60\text{cm}^2$ Surface area = $16 + 60 = 76\text{cm}^2$	Volume = $ba \times h \times 1/3$ Example: $ba = \text{base area} = 16\text{cm}^2$ $h = \text{height} = 9\text{cm}$ Volume = $16 \times 9 \times 1/3 = 48\text{cm}^3$
Reg Polygon 	Area = $n \times s \times a \times 0.5$ Example: $n = \text{number of sides} = 6$ $\text{length of side} = 5\text{cm}$ $a = \text{apothem} = 15\text{cm}$ Area = $6 \times 5 \times 15 \times 0.5 = 225\text{cm}^2$	R. Polyhedron 	Surface Area = $fa \times s$ Example: $fa = \text{area of one side} = 200\text{cm}^2$ $s = \text{number of sides} = 12$ Surface area = $200 \times 12 = 2400\text{cm}^2$	Example: There is no simple generic formula for working out the volume of a regular polyhedron.
Circle 	Area = $\pi \times r^2$ Example: $\pi = \text{pi} = 3.14$ $r = \text{radius} = 5\text{cm}$ Area = $3.14 \times 5^2 = 3.14 \times 5 \times 5 = 78.5\text{cm}^2$	Sphere 	Surface Area = $4 \times \pi \times r^2$ Example: $r = \text{radius} = 4.5\text{cm}$ Surface area = $4 \times 3.14 \times 20.25 = 254.5\text{cm}^2$ (Approx)	Volume = $4/3 \times \pi \times r^3$ Example: $r = \text{radius} = 4.5\text{cm}$ Volume = $4/3 \times 3.14 \times 4.5^3 = 381.5\text{cm}^3$ (Approx)
Ellipse 	Area = $\pi \times a \times b$ Example: $\pi = \text{pi} = 3.14$ $a = \text{radius of long axis} = 6$ $b = \text{radius short axis} = 4$ Area = $3.14 \times 6 \times 4 \times 5 = 75.36\text{cm}^2$	Cylinder 	Surface Area = $2\pi rh + 2\pi r^2$ Example: $r = \text{radius} = 5\text{cm}$ $h = \text{height} = 10\text{cm}$ Surface area = $2 \times 3.14 \times 5 \times 10 + 2 \times 3.14 \times 25 = 471\text{cm}^2$	Volume = $\pi \times r^2 \times h$ Example: $r = \text{radius} = 5\text{cm}$ $h = \text{height} = 10\text{cm}$ Volume = $3.14 \times 25 \times 10 = 785\text{cm}^3$ (Approx)

Definitions

Apothem: The line connecting the centre of a regular polygon with one of its sides. The line is perpendicular (at a right angle) to the side.

Axis: A line of reference about which an object, point or line is drawn, rotated or measured. In a symmetrical shape, an axis is usually a line of symmetry.

Radius: The distance from the geometric centre of a curved shape to its circumference (edge).

For more information and examples of these calculations see: [Calculating Area, Three-Dimensional Shapes and Calculating Volume.](#)